



GATHERING
TOOLS®

**NEW FEATURES
AND EVOLUTIONS**

2023

Version 2023 **p.3**

Version 2022 **p.5**

Version 2021 **p.6**

VERSION

2023

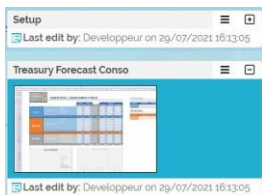
With its 2023 version, GT is ending the cycle started with the 2020 version. This will be the last version using the 2022 architecture and is mainly focused on interface improvements, made to improve projects and publications manipulations.

WELCOME PAGE



The welcome page is now simplified, the project tiles now have two buttons instead of three, the publication/action numbers are now available within the project statistics.

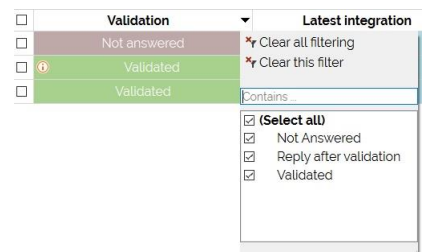
DOWNSIZING MODELS



Models can now be downsized, one by one or altogether, to ease the navigation between one another when projects has many them.

ANSWERS AFTER VALIDATION

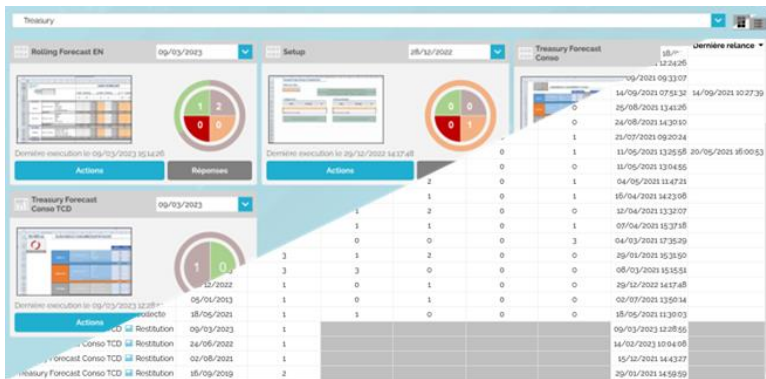
Answers sent after their entity has been validated can now be filtered in the answer page, for the manager to manipulate them easily.



NEW FORMULA: GTISUSERCONNECTED()

This formula is used to check if the questionnaire is opened by a user connected to GTAnswer. This could be used to block a questionnaire from been sent if the user is not connected. Paired with GTVALIDMAILADDRESS(), the user's identity is more secured.

NEW PUBLICATION DISPLAY MODE



It is now possible to choose between two display mode for the publication page. switching between mosaic and list display where all the publication for a project are now altogether.

List mode is a great addition for projects with a lot of publications. Manager will be able to compare publications statistics between each other.

NEW STRUCTURE FOR THE ANSWERS PAGE

The answers page display has been reorganized to prompt more entities on the page.

The statement date is now above the right panel, with the entities' status graph beneath it.



Within the panel, publication management buttons have been added to manage the publication. Follow-ups are now sent using a simple button, Rich text can now be used in follow-ups (bold, color, emotes...)

VALIDATING MULTIPLES ENTITIES

It is now possible to validate (or invalidate) multiples entities at the same time..

DOCUMENT'S NAME

The questionnaire's name is now displayed in the discussion thread. The entity's name can be added to the name in the launch action parameters.





VERSION



2022

The 2022 version retains the architecture and the interface made for the 2020 release. It contains several stability fixes, updates external authentication protocols and implements publication parallelization.

EXTERNAL AUTHENTICATION

LDAP authentication now supports SSL transactions encryption (LDAPS).

External authentication can now be combined with GT authentication: on the same instance, allowing some users to use GT authentication while others could external authentication instead.

LDAP



PUBLICATION PARALLELIZATION

From now on, document generation is multithreaded: allowing projects to take advantage of application server processor cores in order to achieve a higher throughput. GTAdmin interface allows you to limit the number of cores used in parallel.

VERSION



The 2021 version is based on the architecture and interface of the 2020 version. It focuses mainly on automation, synchronization and conflict management during data updates. It also brings external authentication support, as well as several UI improvements.

CHROMEOS PORT

GTAnswer is now available on Chromebooks.

EXTERNAL AUTHENTICATION

In previous versions of GT, users were authenticated using proprietary authentication. This authentication allowed the manual or automatic creation of accounts and the implementation of a password policy.

While retaining the ability to manage users directly in the tool, version 2021 allows users to be authenticated through the corporate directory using LDAP or OpenID protocols.

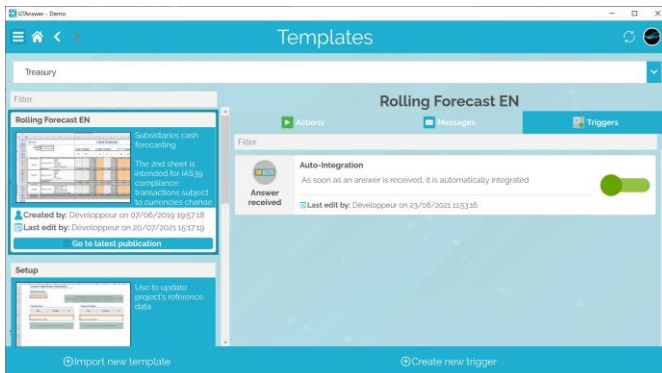


TRIGGERS

Automation was previously represented by 2 features:

- API, which allows, using PowerShell or Python scripts, to execute GT actions from an external event.
- Combined actions, which allow to execute a sequence of actions with a click from the interface.

2021 release adds a new feature dedicated to automation: triggers. Triggers are agents that execute actions in response to a GT event: reception of an answer, validation, reception of all answers in a dedicated perimeter, etc.



Triggers can be set from the interface, without writing code.

Moreover, unlike combined actions, they can act on a specific data perimeter.

For instance, it is possible to detect the reception of an answer from a specific entity, and in turn, to trigger an action on this very same entity.

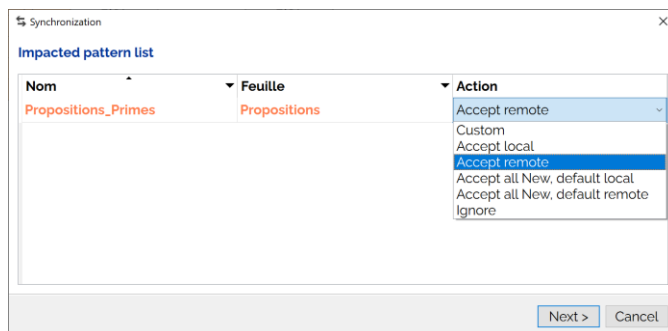
Triggers, like actions and messages, are linked to a model. They appear in a new tab to the right of messages

ACTION CLOSE DOCUMENT

This action, intended to be used with triggers, allows to close or reopen the document of an entity.

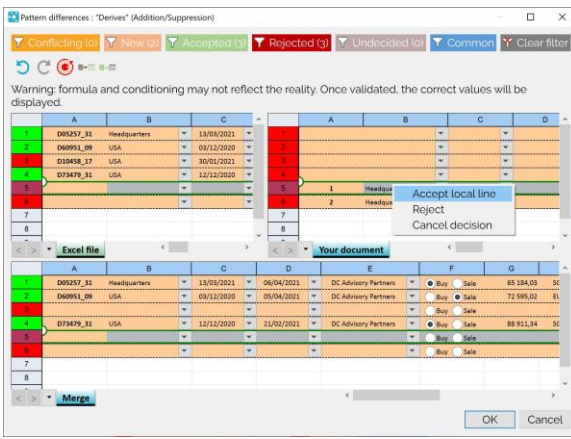
SYNCHRONIZATION

The 2021 version offers new synchronization features. Root, transpositions and read/write patterns can now be synchronized.



This implies that values entered by users can be in conflict with values from the database. This is why a dedicated management wizard is now available to help users solve conflicts.

The wizard shows here the list of patterns of the document. For each pattern, the user can set the import behavior, even managing conflicts value by value if he wants.



In custom mode, you can compare, for a given compartment, the values from the database and those of the current document and decide which ones you want to keep after the synchronization.

On the other hand, the read-only patterns, containing the reference data, are automatically updated without the user being able to interfere.

EXCEL IMPORT BY KEY-FIELD

The operation of the Excel import in the patterns has been modified in the 2021 version, the import uses the pattern keys to import values, thus allowing to correctly position imported values whatever the sorting done by the users in their exported Excel files.

In addition, the Excel import offers the conflict management wizard, as for the synchronization.

SIMULTANEOUS OPENING OF SEVERAL DOCUMENTS

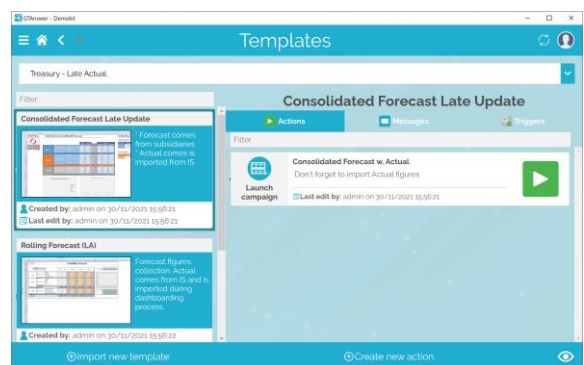
From now on, each document opens in a new window (Windows and Mac versions only). This makes it easier to switch from a document to another.

HIDING ACTIONS

All actions can now be hidden. This allows to display only the actions that the managers can execute, the "technical" actions being grouped in combined actions

Hidden actions are not out of reach; they can be displayed by clicking on the "eye" located in the lower right corner of the interface.

Furthermore, it is always possible to prohibit the execution of certain actions so that they can only be launched as part of a combined action, via the API or a trigger.



INTEGRATION ENHANCEMENTS

NEW FILTERS

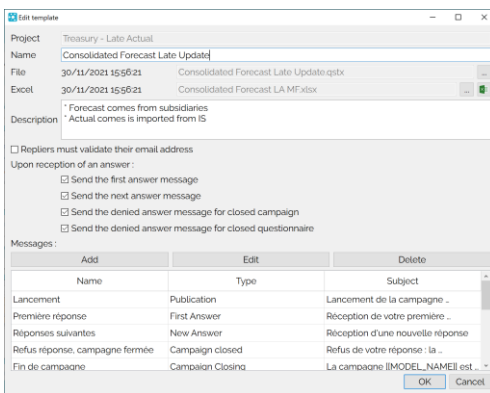
The integration actions offer 3 new filters:

- All answers except validated responses
- All answers except invalidated responses
- All answers except responses awaiting validation

MANUAL SELECTION OF ENTITIES TO INTEGRATE

It is now possible to manually select the entities to integrate from the responses window.

SAVE EXCEL TEMPLATES



The document templates allow you to save the Excel files from which they are built.

This avoids the need to store the Excel templates outside the tool

When editing a template, it is possible to export the Excel template and open it from the application.

RESET VALIDATION STATUS

A hidden menu allows to clear the validation information of a campaign.

IMPROVED HYPERLINKS

In a GT document, hyperlinks can now point to a cell, not to a headers only.